

BASECAMP

Design name BASECAMP

Family

About the family

Number of colours 10

Weight 10 g/m² | 0.3 oz/yd²

Wood type Bamboo

Width slat 50 mm

Maximum height 3500 mm

Maximum width 2600 mm

Thickness slat 2,7 mm

Wood finish Getint, water resistant

Bio wood Nee



Cement




Fog



Glacier




Licorice



Sleet




Snow



Storm



TEAK



Vulcan



Whisper